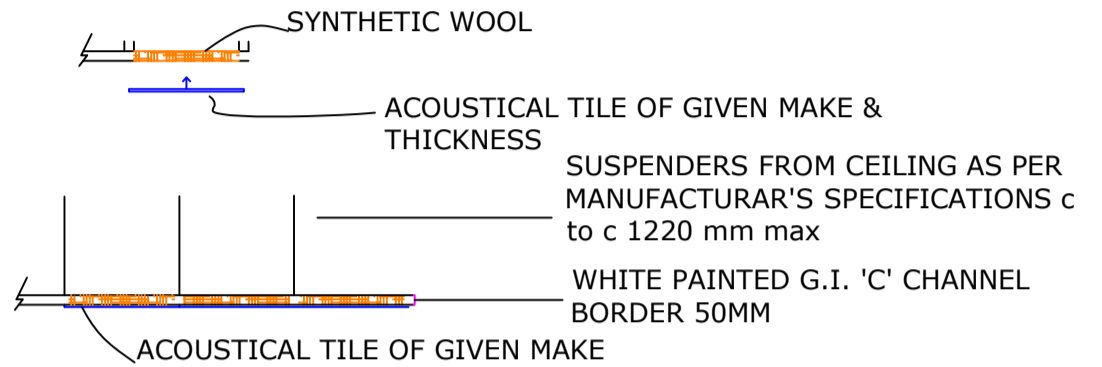
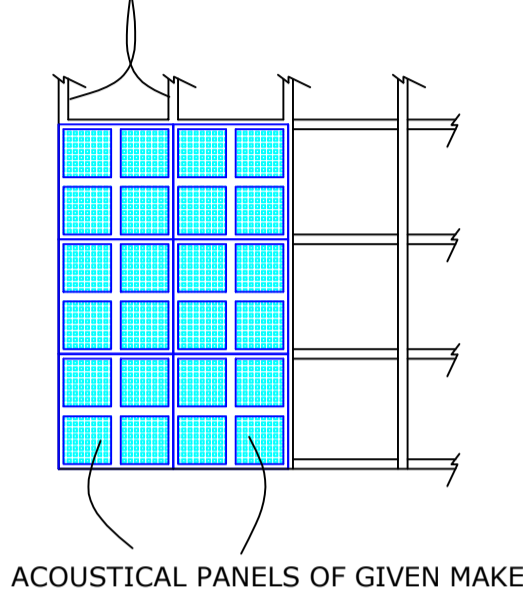


T GRID FRAMING AS PER  
MANUFACTURER'S SPECIFICATIONS  
600mm c to c

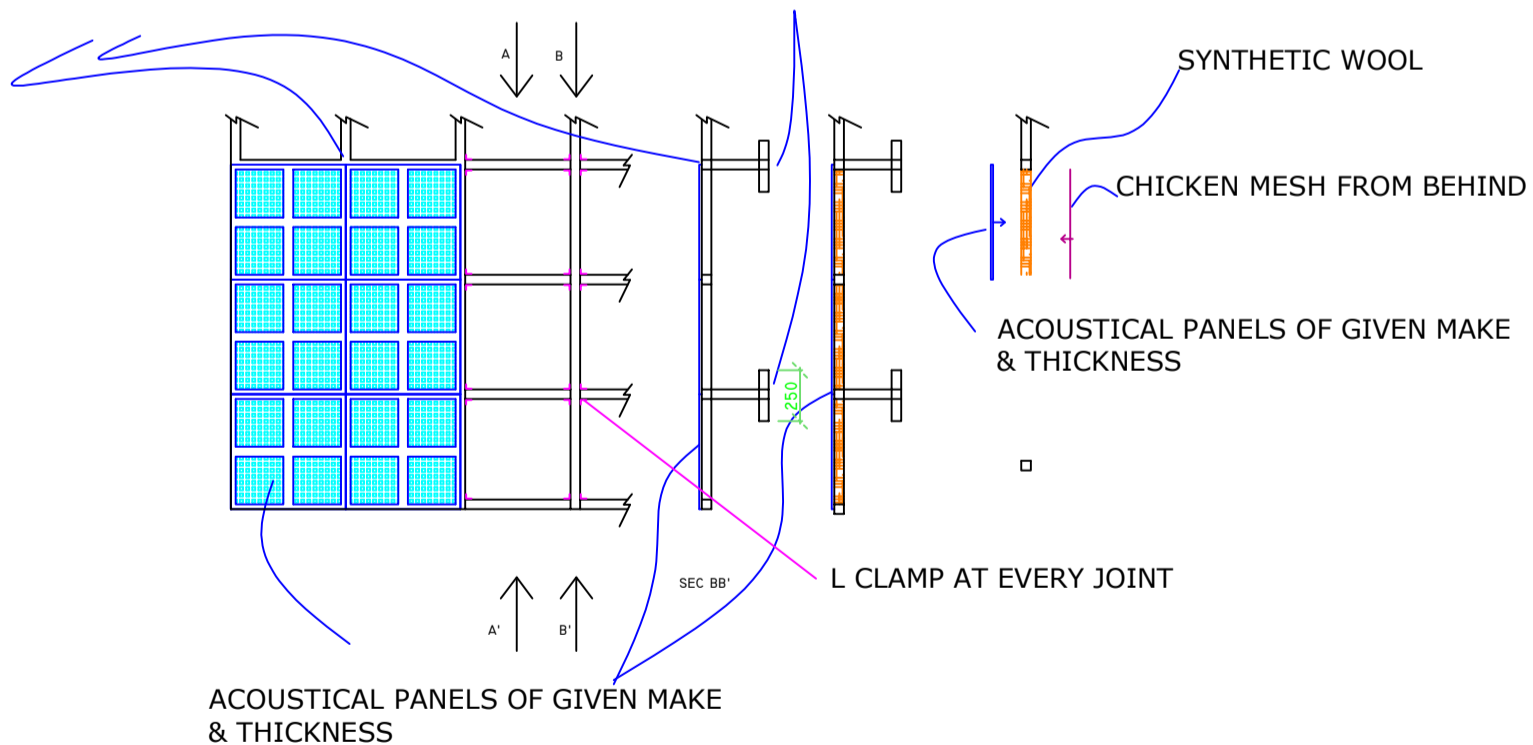


FOR T GRID & SUSPENSION FOLLOW THE DETAILS OF MANUFACTURER

# CEILING DETAILS

ALUMINUM FRAME 40 X 40 X 2MM  
FINISHED 600MM C TO C WITH

T SUPPORTS OF WOOD 50 X 50 mm  
THICK FROM WALL OF REQUIRED  
LENGTH 1220 C TO C MAX



# WALL PANELING DETAILS

**GENERAL NOTES :**

1. DO NOT SCALE THE DRAWING, REFER FIGURED DIMENSIONS, FIGURED DIMENSIONS SHALL SUPERS THE SCALED DRAWINGS.  
2. ANY DESCRIPANCIES OR OMISSION OR CHANGES SHALL BE BROUGHT TO NOTICE PRIOR To EXICUSION

**REVISION:**

SR.NO	DATE OF DWG REV / ISSUE	SR.NO	DATE OF DWG REV / ISSUE	SR.NO	DATE OF DWG REV / ISSUE
1		5		9	
2		6		10	
3		7		11	
4		8		12	

PROJECT: PROPOSED MODIFICATIONS  
MAHATMA MANDIR CONVENTION CENTRE  
GANDHI NAGAR.

FOR : iNEXt**b**

DWG: Acoustical mounting details

JOB NO.	DRG. NO.	DATE	DRAWN BY.
	300918/1	30-09-2018	VNP/

Auditorium Consultant:

V. N. PURANDARE

124 Shaniware Peth, Pune

Cell: 98909 22712

E-mail: vijaypurandare@gmail.com

www.AuditoriumAcoustics.in

THIS DRG & THE CONNECTED DESIGN IS OUR SOLE PROPERTY & COPYRIGHT IT IS LOANED ON CONDITION OF RETURN ON DEMAND IT SHALL NOT BE COPIED LENT OR USED WITHOUT OUR PRIOR WRITTEN CONSENT